

Data Sheet

FUJITSU Workstation CELSIUS W530

Performance That Boosts Your Productivity

If you need a powerful entry-level desktop workstation, Fujitsu's CELSIUS W530 is the ideal choice. The FUJITSU CELSIUS W530 workstation gives you the graphics capabilities and performance you need for entry-level 3D/CAD or DCC applications. Comprehensive ISV certifications ensure your professional applications run smoothly. Your workplace is silent and user-friendly thanks to best-in-class noise emissions. Plus, this compact workstation is individually configurable and allows easy tool-less expansion for greater working flexibility.

Powerful desktop workstation

Get more done in less time

- The fastest available processors, graphics cards and hard disk drives for entry-level 3D/CAD or Media & Entertainment applications

Quality

Highest quality and reliability for continuous productivity

- Designed and manufactured in Germany

Upgradeability

Minimum downtime in the event of rapid component upgrades

- Screw less access system design

Leading workstation application certification

Maximum compatibility and performance with customer-preferred applications

- Full support for ISV applications and easy integration into existing IT environments

Silent operation

No distraction by disturbing noises, improved concentration for office work and increased user productivity

- Best-in-class noise emission of only 18 dB(A) in idle mode



Components

Processor	Intel® Core™ i7-4790 processor (4 Cores / 8 Threads, 3.60 GHz, up to 4.0 GHz, 8 MB, Intel® HD Graphics 4600) * Intel® Core™ i5-4690 processor (4 Cores / 4 Threads, 3.50 GHz, up to 3.9 GHz, 6 MB, Intel® HD Graphics 4600) * Intel® Core™ i5-4590 processor (4 Cores / 4 Threads, 3.30 GHz, up to 3.7 GHz, 6 MB, Intel® HD Graphics 4600) * Intel® Core™ i3-4170 processor (2 Cores / 4 Threads, 3.70 GHz, 3 MB, Intel® HD Graphics 4400) Intel® Xeon® processor E3-1281v3 (4 Cores / 8 Threads, 3.70 GHz, up to 4.1 GHz, 8 MB) Intel® Xeon® processor E3-1276v3 (4 Cores / 8 Threads, 3.60 GHz, up to 4.0 GHz, 8 MB, Intel® HD Graphics P4600) Intel® Xeon® processor E3-1271v3 (4 Cores / 8 Threads, 3.60 GHz, up to 4.0 GHz, 8 MB) Intel® Xeon® processor E3-1246v3 (4 Cores / 4 Threads, 3.50 GHz, up to 3.9 GHz, 8 MB, Intel® HD Graphics P4600) Intel® Xeon® processor E3-1241v3 (4 Cores / 4 Threads, 3.50 GHz, up to 3.9 GHz, 8 MB) Intel® Xeon® processor E3-1231v3 (4 Cores / 4 Threads, 3.40 GHz, up to 3.8 GHz, 8 MB) Intel® Xeon® processor E3-1226v3 (4 Cores / 4 Threads, 3.30 GHz, up to 3.7 GHz, 8 MB, Intel® HD Graphics P4600) Intel® Xeon® processor E3-1220v3 (4 Cores / 4 Threads, 3.10 GHz, up to 3.5 GHz, 8 MB) Intel® vPro™ Logo with Intel® Core i5 and Core i7 processors Intel® vPro™ with all Intel® Xeon® processors *with Intel® Turbo Boost Technology (clock speed and performance will vary depending on workload and other variables)	
Operating systems		
Operating system	Windows 8.1 Pro Windows 7 Professional 64-bit Windows 7 Professional 32-bit	Windows 8.1 Pro Windows 7 Professional 64-bit Windows 7 Professional 32-bit
Operating system compatible	Windows 10 Pro Windows 10 Windows 8.1 Linux	Windows 10 Pro Windows 10 Windows 8.1 Linux
Operating system notes	Certified for Red Hat® Enterprise Linux Certified for SUSE Enterprise Desktop Certified for SUSE Enterprise Server For some configurations third party drivers are currently not available or configuration restrictions may apply.	Certified for Red Hat® Enterprise Linux Certified for SUSE Enterprise Desktop Certified for SUSE Enterprise Server For some configurations third party drivers are currently not available or configuration restrictions may apply.
Memory modules	2 GB (1 module(s) 2 GB) DDR3, unbuffered, non-ECC, 1,600 MHz, PC3-12800, DIMM 4 GB (1 module(s) 4 GB) DDR3, unbuffered, ECC, 1,600 MHz, PC3-12800, DIMM 4 GB (1 module(s) 4 GB) DDR3, unbuffered, non-ECC, 1,600 MHz, PC3-12800, DIMM 8 GB (1 module(s) 8 GB) DDR3, unbuffered, ECC, 1,600 MHz, PC3-12800, DIMM 8 GB (1 module(s) 8 GB) DDR3, unbuffered, non-ECC, 1,600 MHz, PC3-12800, DIMM	
Graphics	High-end 3D: AMD FirePro™ W7100, 8 GB, PCIe x16, 4 x DisplayPort High-end 3D: NVIDIA® Quadro® K4200, 4 GB, 1344 cores, PCIe x16, 1x Dual Link DVI-I, 2x DisplayPort Midrange 3D: NVIDIA® Quadro® K2200, 4 GB, 640 cores, PCIe x16, 1x Dual Link DVI-I, 2x DisplayPort Midrange 3D: AMD FirePro™ W5100, 4 GB, PCIe x16, 4 x DisplayPort Entry 3D: AMD FirePro™ W4100, 2 GB, 512 stream processors, PCIe x16, 4x miniDP, 4x miniDP/DP Adapter Entry 3D: NVIDIA® Quadro® K620, 2 GB, 384 cores, PCIe x16, 1x Dual Link DVI-I, 1x DisplayPort Entry 3D: AMD FirePro™ W2100, 2 GB, 320 stream processors, PCIe x16, 2x DisplayPort Entry 3D: NVIDIA® Quadro® K420, 1 GB, 192 cores, PCIe x16, 1x Dual Link DVI-I, 1x DisplayPort Professional 2D: NVIDIA® NVS™ 510, 2 GB, 16 cores, PCIe 2.0 x16, 4x miniDP, 4x miniDP/DP Adapter Professional 2D: NVIDIA® NVS™ 315, 1 GB, 48 cores, PCIe 2.0 x16, 1x LFH59 (max. 2x DP or 2x DVI-I) Professional 2D: NVIDIA® NVS™ 315 fanless, 1 GB, 48 cores, PCIe 2.0 x16, 1x LFH59 (max. 2x DP or 2x DVI-I) Professional 2D: NVIDIA® NVS™ 310, 512 MB, 16 cores, PCIe 2.0 x16, 2x DisplayPort Remote Graphics: CELSIUS RemoteAccess Dual Card, PCIe x1, 2x miniDP, PCoIP Remote Graphics: CELSIUS RemoteAccess Quad Card, PCIe x1, 4x miniDP, PCoIP	
Notes	NVIDIA® Quadro® K4000, NVIDIA® Quadro® K4200 and ATI FirePro™ W7000 require CELSIUS W530power.	

Hard disk drives (internal)	SSD SATA III Premium, 512 GB, 2.5-inch SSD SATA III Premium, 256 GB, 2.5-inch SSD SATA III Premium, 128 GB, 2.5-inch SSD SATA III, 256 GB, 2.5-inch SSD SATA III, 128 GB, 2.5-inch SSD SATA III, 256 GB, 2.5-inch, SED SSD SATA III, 128 GB, 2.5-inch, SED SSHD SATA III, 7,200 rpm, 1,000 GB, 3.5-inch SSHD SATA III, 5,400 rpm, 500 GB, 2.5-inch HDD SATA III, 10,000 rpm, 1,000 GB, 2.5-inch, business critical HDD SATA III, 10,000 rpm, 500 GB, 2.5-inch, business critical HDD SATA III, 7,200 rpm, 4,000 GB, 3.5-inch, business critical HDD SATA III, 7,200 rpm, 3,000 GB, 3.5-inch, business critical HDD SATA III, 7,200 rpm, 2,000 GB, 3.5-inch, business critical HDD SATA III, 7,200 rpm, 1,000 GB, 3.5-inch, business critical HDD SATA III, 7,200 rpm, 500 GB, 3.5-inch, business critical HDD SATA III, 7,200 rpm, 2,000 GB, 3.5-inch HDD SATA III, 7,200 rpm, 1,000 GB, 3.5-inch HDD SATA III, 7,200 rpm, 500 GB, 3.5-inch
Hard disk notes	One Gigabyte equals one billion bytes, when referring to hard disk drive capacity. 24/7 ready (business critical HDDs required) Up to 20 GB of HDD space is reserved for system recovery SSHD (Solid State Hard Disk, Hybrid drive) SED (Self-Encrypting Drive) SSD (Solid State Disk)
Drives (optional)	BD Triple Writer SATA slim (tray) DVD-ROM DVD Super Multi MultiCard Reader 24in1 USB 2.0 3.5"
Interface add on cards/components (optional)	Parallel Interface Gigabit Ethernet PCIe x1, DS eSATA Interface Dual serial card PCIe x1
Base unit	CELSIUS W530 CELSIUS W530power
Mainboard	
Mainboard type	D3227
Formfactor	µATX
Chipset	Intel® C226
Processor socket	LGA 1150
Processor quantity maximum	1
Supported capacity RAM (max.)	32 GB
Memory slots	4 DIMM (DDR3) ECC/non-ECC
Memory frequency	1,600 MHz
Memory notes	Dual channel support For dual channel performance, a minimum of 2 memory modules have to be ordered. Capacity per channel has to be the same.
LAN	10/100/1,000 MBit/s Intel® I217LM
BIOS version	AMI Aptio 4.6
BIOS features	BIOS Flash EPROM update by software Recovery BIOS Unified Extensible Firmware Interface (UEFI)

Mainboard

Audio type	On board
Audio codec	Realtek ALC671
Audio features	Internal speaker supports audio playback, High Definition audio, 5.1 surround sound

I/O controller on board

Serial ATA total	6
thereof SATA III	6
thereof eSATA	2 (optional)
Controller functions	Serial ATA II (3 Gbit) Serial ATA III (6 Gbit) NCQ AHCI RAID 0/1/5/10 Intel® Smart Response Technology (depending on CPU)

Interfaces

Audio: line-in	1
Audio: line-in / microphone	1
Audio: line-out	1
Front audio: microphone	1
Front audio: headphone	1
USB 2.0 total	9
USB 3.0 total	4
USB front	2x 2.0/ 2x 3.0
USB rear	4x 2.0 / 2x 3.0
USB internal	2x 2.0 + 1x 2.0
VGA	1
DisplayPort	1 (second DisplayPort optional)
DVI	1 (DVI-D)
Serial (RS-232)	1 (9pin, 16 byte FIFO, 16550 compatible)
Mouse / Keyboard (PS/2)	2
Ethernet (RJ-45)	1
Parallel	1 (optional) (25pin with EPP and ECP)
eSATA	1 (optional)
Interface Module notes	Anytime USB charge functionality

Input device / components

Input devices (optional)	Optical USB tilt wheel mouse Optical USB/PS2 tilt wheel mouse Laser Mouse GL9000 Mouse M440 ECO Space Explorer USB KBPC PX ECO Keyboard
--------------------------	---

Drive bays

Drive bays total	7	9
2.5-inch internal bays	1	1
3.5-inch internal bays	2	4
3.5-inch external bays	2	2
5.25-inch external bays	2	2
Drive bay notes	Up to 1x 2.5-inch HDDs and up to 2x 2.5/3.5-inch HDDs	Up to 1x 2.5-inch HDDs and up to 4x 2.5/3.5-inch HDDs

Slots

PCI-Express 3.0 x16	1 x (340 mm / 13.39 inch) Full height
PCI-Express 2.0 x4 (mech. x16)	1 x (170 mm / 6.69 inch) Full height
PCI-Express x1	2 x (340 mm / 170 mm / 13.39 inch / 6.69 inch) Full height

Graphics on board

Graphics brand name	Intel® HD Graphics P4600, Intel® HD Graphics 4600, Intel® HD Graphics 4400
Shared video memory	up to 1,782 MB
TFT resolution (VGA)	1,024 x 768 pixel 1,280 x 1,024 pixel 1,360 x 768 pixel 1,440 x 900 pixel 1,600 x 900 pixel 1,600 x 1,200 pixel 1,680 x 1,050 pixel 1,920 x 1,080 pixel
TFT resolution (DVI)	1,280 x 1,024 pixel 1,360 x 768 pixel 1,440 x 900 pixel 1,600 x 900 pixel 1,680 x 1,050 pixel 1,920 x 1,080 pixel 1,920 x 1,200 pixel
TFT resolution (DisplayPort)	1,280 x 1,024 pixel 1,360 x 768 pixel 1,440 x 900 pixel 1,600 x 900 pixel 1,680 x 1,050 pixel 1,920 x 1,080 pixel 1,920 x 1,200 pixel 2,560 x 1,440 pixel 2,560 x 1,600 pixel 3,840 x 2,160 pixel
Graphics features	Support for up to three independent displays DirectX® 11.1 HDCP support Open GL® 3.3 Open CL® 1.2 For multi monitoring mode, graphics card and integrated graphics run in parallel (Microsoft® Windows® 7 or Windows 8)
Graphics notes	Tested resolutions, depending on display type additional resolutions and frequencies possible Shared memory depending on main memory size and operating system Resolution (color depth up to 32 Bit/pixel) For TFT we recommend using 60Hz

Electrical values

Power efficiency note	power supply efficiency (at 230V; 20% / 50% / 100% load) : 88% / 92% / 90%	power supply efficiency (at 230V; 20% / 50% / 100% load) : 91% / 93% / 91%
Rated voltage range	100 V - 240 V	100 V - 240 V
Rated frequency range	50 Hz - 60 Hz	50 Hz - 60 Hz
Operating voltage range	90 V - 264 V	90 V - 264 V
Operating line frequency range	47 Hz - 63 Hz	47 Hz - 63 Hz
Max. output of single power supply	300 W	500 W
Power factor correction/active power	active	active
Power supply output	1 graphics power rail (6pin connector / 17A@12V)	

Noise for standard configuration (HDD, ODD)

Noise emission	According to ISO9296	According to ISO9296
Related Processors for noise	Intel® Xeon® E3-1275v3	Intel® Xeon® E3-1285v3
Standard noise emission	4x8 GB, HDD, ODD, Windows According to ISO 7779:2010, ECMA-74	4x8 GB, HDD, ODD, Windows According to ISO 7779:2010, ECMA-74
Standard noise notes / description	A-weighted sound power level Lw _{ad} (in B) / Workplace related A-weighted sound pressure level Lp _{Am} (in dB(A)) (depending on configuration)	A-weighted sound power level Lw _{ad} (in B) / Workplace related A-weighted sound pressure level Lp _{Am} (in dB(A)) (depending on configuration)
Standard noise operation mode: CPU 50% load	3.6 B / 21 dB(A) Bystander position	3.7 B / 21 dB(A) Bystander position

Noise for standard configuration (HDD, ODD)

Standard noise operation mode: CPU 90% load	3.8 B / 22 dB(A) Bystander position	3.8 B / 22 dB(A) Bystander position
Standard noise operation mode: HDD load	3.3 B / 19 dB(A) Bystander position; 21 dB(A) Operator position	3.4 B / 19 dB(A) Bystander position; 21 dB(A) Operator position
Standard noise operation mode: Idle mode	3.3 B / 18 dB(A) Bystander position; 21 dB(A) Operator position	3.3 B / 18 dB(A) Bystander position; 21 dB(A) Operator position
Standard noise operation mode: ODD load	4.5 B / 29 dB(A) Bystander position	4.4 B / 28 dB(A) Bystander position
Standard noise operation mode: Office applications 2.0	3.3 B / 18 dB(A) Bystander position	3.3 B / 18 dB(A) Bystander position
Blue angel noise emission according certification	According to ISO 7779:2010, ECMA-74 for max. possible configuration	According to ISO 7779:2010, ECMA-74 for max. possible configuration
Blue angel noise notes / description	A-weighted sound power level L _{wad} (in B); 1B = 10dB	A-weighted sound power level L _{wad} (in B); 1B = 10dB
Blue angel noise operation mode: HDD load	3.7 B = 20 dB (A)	3.9 B = 24 dB (A)
Blue angel noise operation mode: Idle mode	3.6 B = 20 dB (A)	3.7 B = 23 dB (A)
Blue angel noise operation mode: ODD load	4.5 B = 28 dB (A)	4.5 B = 28 dB (A)

Dimensions / Weight / Environmental

Dimensions (W x D x H)	175 x 419 x 395 mm
Operating position	Vertical
Weight	approx. 11 kg
Weight notes	Actual weight may vary depending on configuration
Operating ambient temperature	10 - 35 °C
Operating relative humidity	5 - 85 % (relative humidity)

Compliance

Product	CELSIUS W530	CELSIUS W530power
Model	M15W	
Germany	TÜV GS	
Europe	CE	
USA/Canada	FCC Class B cCSAus	
Global	RoHS (Restriction of hazardous substances) WEEE (Waste electrical and electronic equipment) Microsoft Operating Systems (HCT / HCL entry / WHQL) EPEAT® Gold (dedicated regions) ENERGY STAR® 6.0 (dedicated regions)	
Compliance link	http://globalsp.ts.fujitsu.com/sites/certificates	

Additional Software





Additional software (preinstalled)	Workplace Protect (secure authentication solution) Adobe® Reader® (pdf reader) McAfee Multi Access Security (anti-virus and internet security software; 60 days trial version) Win7: Fujitsu Recovery (hard disk based recovery) Win8: Microsoft Push Button Recovery (hard disk based recovery) Microsoft Office (buy license to activate the pre-installed Microsoft Office)
Additional software (optional)	Recovery DVD for Windows® Drivers & Utilities DVD (DUDVD) CyberLink PowerDVD BD (playback software for Blu-ray Disc™) CyberLink PowerDVD DVD (playback software for DVD) Nero Essentials XL

Security		
Physical Security	Kensington Lock support Eye for padlock Integrated cabinet lock (optional) Intrusion switch (optional)	Kensington Lock support Eye for padlock Integrated cabinet lock (optional) Intrusion switch (optional)
System and BIOS Security	EraseDisk (optional) Boot sector virus protection Write protect option for the Flash EPROM Embedded security (TPM 1.2) Control of all USB interfaces External USB ports can be disabled separately Control of external interfaces	EraseDisk (optional) Boot sector virus protection Write protect option for the Flash EPROM Embedded security (TPM 1.2) Control of all USB interfaces External USB ports can be disabled separately Control of external interfaces
User Security	User and supervisor BIOS password Hard disk password Access protection via external SmartCard reader (optional) Access protection via internal SmartCard reader (optional)	User and supervisor BIOS password Hard disk password Access protection via external SmartCard reader (optional) Access protection via internal SmartCard reader (optional)
Manageability		
Manageability technology	DeskUpdate Driver management PXE 2.1 Boot code Wake up from S5 (off mode) Intrusion switch (optional) iAMT 9.0 (depending on CPU) WoL (Wake on LAN)	
Manageability software	DeskView Client DeskView Instant BIOS Management DeskView Integration for Symantec Management Platform	
DeskView components	On/Offline remote client management Detailed system inventory management and reports BIOS Management Remote power management System notifications Security Remote Control DeskView Helpdesk Integration WoL (Wake on LAN)	
Manageability link	http://www.fujitsu.com/fts/manageability	
Miscellaneous		
	Keyboard on (Special Fujitsu keyboard required) Thermal management Extended lifetime	Keyboard on (Special Fujitsu keyboard required) Thermal management Extended lifetime
Packaging information		
Packaging dimension (mm)	516 x 278 x 562 mm	516 x 278 x 562 mm
Packaging dimension (inch)	20.31 x 10.94 x 22.13 inch	20.31 x 10.94 x 22.13 inch
Max. quantity / pallet	24	24
Material - Weight (g) Carton	1272 g	1272 g
Material - Weight (lbs) Carton	2.8 lbs	2.8 lbs
Material - Weight (g) EPS / PS	182 g	182 g
Material - Weight (lbs) EPS / PS	0.4 lbs	0.4 lbs
Material - Weight (g) PE	60 g	60 g
Material - Weight (lbs) PE	0.13 lbs	0.13 lbs
Packaging notes	printed user documentation is bleached in chlorine free process	printed user documentation is bleached in chlorine free process
Warranty		
Warranty period	3 years (depending on country)	
Warranty type	Bring-In / Onsite Service (for countries within region FTS CEMEA&I, for all other countries depending on local regulations, minimum: 3 years material warranty)	
Warranty Terms & Conditions	http://support.ts.fujitsu.com/warranty	
Product Support Services - the perfect extension		
Recommended Service	9x5, Onsite Response Time: Next Business Day	

Warranty

Spare Parts availability	5 years after end of product life
Service Weblink	http://www.fujitsu.com/fts/services/support

Recommended Accessories

Display P24W-7 LED		<p>If you're a pixel, color and performance-hungry professional using demanding applications, the FUJITSU P24W-7 LED Display is the perfect choice. The display provides outstanding picture performance thanks to a cutting-edge graphic panel. It also boasts unique and innovative features such as our patent-applied Presence Sensor technology and the Always Available Powered USB Hub.</p>	<p>Order Code: S26361-K1498-V140</p>
Display P27T-7 UHD		<p>For pixel, color and performance-hungry professionals using demanding applications, look no further than the FUJITSU P27T-7 UHD Display. It provides outstanding picture quality with Ultra High Definition (UHD) resolution, also known as 4k. Picture in Picture (PiP), unrivalled ergonomics, a multitude of UHD supporting interfaces and manageability make this the perfect choice.</p>	<p>Order Code: S26361-K1564-V140</p>
Blue LED Mouse GL9000		<p>Blue LED Mouse GL9000 comes in a slim design with proven Fujitsu engineering quality. The state-of-the-art blue LED sensor enables ultra precise switchable resolution at 1,000, 1,500 and 2,000 dpi. Blue LED Mouse GL9000 makes your life easier because it's tailor-made for right handed users. It just feels great in your hand.</p>	<p>Order Code: S26381-K438-L100</p>
SpaceMouse™ Pro		<p>Using the SpaceMouse™ Pro 3D mouse to navigate 3D models or environments is as simple as holding them in your hand. A slight movement of the controller cap delivers easy and precise control. SpaceMouse™ Pro is a companion to the traditional mouse and is operated with the free hand. Your traditional mouse hand is free to select, create and edit.</p>	<p>Order Code: S26381-K459-L100</p>
Keyboard KB900		<p>The KB900 is a very flat keyboard with extra low keys and spill-resistant protection. The elegant design and top-quality construction makes the KB900 the ideal input device for any PC or Notebook user. If you accidentally spill some water or coffee onto the keyboard, this special construction helps the liquid to flow away.</p>	<p>S26381-K560-L4** (**: Country specific variation)</p>

More information

Fujitsu OPTIMIZATION Services

In addition to the FUJITSU Workstation CELSIUS W530, Fujitsu provides a range of platform solutions. They combine reliable Fujitsu products with the best in services, know-how and worldwide partnerships.

Fujitsu Portfolio

Build on industry standards, Fujitsu offers a full portfolio of IT hardware and software products, services, solutions and cloud offering, ranging from clients to datacenter solutions and includes the broad stack of Business Solutions, as well as the full stack of Cloud offering. This allows customers to leverage from alternative sourcing and delivery models to increase their business agility and to improve their IT operation's reliability.

Computing Products

www.fujitsu.com/global/products/computing/

Software

www.fujitsu.com/software/

More information

Learn more about the FUJITSU Workstation CELSIUS W530, please contact your Fujitsu sales representative or Fujitsu Business partner, or visit our website. www.fujitsu.com/fts/CELSIUS

Fujitsu green policy innovation

Fujitsu Green Policy Innovation is our worldwide project for reducing burdens on the environment. Using our global know-how, we aim to contribute to the creation of a sustainable environment for future generations through IT. Please find further information at <http://www.fujitsu.com/global/about/environment>



Copyrights

All rights reserved, including intellectual property rights. Changes to technical data reserved. Delivery subject to availability. Any liability that the data and illustrations are complete, actual or correct is excluded. Designations may be trademarks and/or copyrights of the respective manufacturer, the use of which by third parties for their own purposes may infringe the rights of such owner. For further information see www.fujitsu.com/terms
© 2016 Fujitsu Technology Solutions GmbH

Disclaimer

Technical data is subject to modification and delivery subject to availability. Any liability that the data and illustrations are complete, actual or correct is excluded. Designations may be trademarks and/or copyrights of the respective manufacturer, the use of which by third parties for their own purposes may infringe the rights of such owner.

Contact

Fujitsu Technology Solutions
Website: www.fujitsu.com/fts
2016-02-01 CE-EN

All rights reserved, including intellectual property rights. Changes to technical data reserved. Delivery subject to availability. Any liability that the data and illustrations are complete, actual or correct is excluded. Designations may be trademarks and/or copyrights of the respective manufacturer, the use of which by third parties for their own purposes may infringe the rights of such owner. For further information see www.fujitsu.com/terms
© 2016 Fujitsu Technology Solutions GmbH